

May 2010

The Monthly
Newsletter of
the North
Atlanta
O-Gauge
Railroad Club



Scottie and Monty E.'s
MTH MAERSK GP-60M # 149.

Election of Officers Coming Soon

Election of Officers for the 2010-2011 term will begin soon. Be on the look out for an email from the Election Committee.

Current Officers:

President- Les L.
Vice President- Rick K.
Treasurer- Curt W.
Secretary- Cookie H.



Our online forum is a great way for Club members to communicate with each other and share advice and ideas for train collecting and layout building. Go to <http://www.ogauge.org> and click on Forum.

New ideas for Club activities from Club Members are always welcome. Please email the Secretary at newsletter@ogauge.org

In This Issue:

HobbyTown Update	2
Train Dr. Ted	3, 4 & 5
Member Article	5
Club Activities	6
Meeting Minutes and Calendar	7

The North Atlanta O-Gauge Railroad Club (NAOGRRC) seeks to share the joy of our experiences with 3-rail O-Gauge toy trains. Club activities include: running O-Gauge trains; building train layouts; workshops; field trips; tips, advice and having fun.

The website for the Club is <http://www.ogauge.org/>

North Atlanta
O-Gauge
Railroad Club



Hobby Town Future Additions

Proposed Video Enhancements

From the ‘Electrical Committee’ - the Club’s Layout at HobbyTown (HT) is about to take its next venture by going into the “Wonderful World of Video.”

Bill D’s and Ron S’s vision from the beginning, of our highly scenic detailed layout, was to have video assist for the operators to run trains. As of today, as anyone who operates a train on our layout can see, video assist is needed NOW.

Currently, when Club members are operating their trains they have to walk around the table to ‘see’ the train running. If only you could see the Club’s layout from above so you could see all of the action, live, in real time, and with the real scenery.

We are open to suggestions of any kind to help make this a display that will aid the operators and give the public great views of this fantastic layout. If you have any information, equipment, or leads that can aid us in this project, please let us hear from you.



Example of a monitor display on the layout

Featured Columns

Wisdom, advice, ideas and history in monthly columns.

Train Dr. Ted



Video equipment is a very costly luxury to have on a train layout. One of our newest Club's members (Wyatt W.) had non working 15" and 17" LCD computer flat screen monitors from his business to give us. All we had to do was to repair them. David H. and I took the challenge. Today, as of this writing, we were able to fully restore 13 of the 19 units we were given to bring back to life.



We repaired the units at an average cost of \$6.00 per unit. The next step was to figure out how to power up the screens WITHOUT the use of computers. David and I researched and found the equipment to run the screens.

On Tuesday, May 25th David and I brought to HobbyTown 4 of the 17" LCD screens, the equipment to run the screens and 2 video cameras and receivers for the first demonstration of the system. Some members of the Scenic Committee were there to see the system. The Electrical Committee discussed our 'proposed' placement of the monitors and their functions to the Scenic Committee. On June 1st another brain storming session took place.

The following is the summary of the 'proposed' system:

There are 4 loops on the Club's layout. For the HT customers there is a 'START' button, one for each of the 4 loops. Once the customer pushes the 'START' button in front of them the train 'takes off' and, currently, the train is quickly lost in and around the scenery.

VIDEO ENHANCEMENT: 17" video LCD screens will be attached to the side boards of the layout table, 4 in total, directly in front of each of the 'START' buttons. The screens are in direct view of the customers, yet, are protected from customers touching the screens by the distance between the table and the 'terminal fencing.' When a train is activated, the power for the camera on board the train is activated. The customer will be able to view their train from the camera car about 2 units back from the engine and get a 'passengers' view on the monitor all the way around the loop. Each train on each loop has its own camera. Each camera will broadcast on its own frequency channel to the proper monitor. All of the cameras are 'track' powered and will be electronically assisted by voltage regulators and capacitors circuits to keep the picture transmission as clean as possible.



Any or all camera cars can be removed from any of the HT trains to be used on any Club members consist. The camera will broadcast anywhere the train runs on any loop to the monitor that the camera is tuned to receive the broadcast.



The 'Electrical Committee' is currently in search of 4 cameras to be installed up high in the Terminal's roof. From this vantage point using 4 cameras our plan is to have each camera cover 1/4 of the view of the layout. All 4 views of the layout will be composited together to give an aerial view of the layout. This view will be used for two different uses. One display of this view will be use on a single 17" LCD screen mounted on the 'Command Center's' control panel.



This screen will show an aerial view of the layout and the trains in real time. In addition, the screen will have a transparency overlay in which each main loop will be shown in a different color to aid the operator in mapping the track layout for directing train movement.

Featured Columns

Wisdom, advice, ideas and history in monthly columns.

Train Dr. Ted-continued

A 2nd and 3rd display of this 'Quad View' will be on the ticket booth's columns located on both sides of the layout as shown on Page 2. This allows the operator to be on the front or the sides of the layout and see the entire layout.

The LCD screens in the photos in this article have been photo-shopped in place as none of the equipment has been installed at this time. At this time we are still looking for reasonably priced wireless 4 channel cameras to run on the (HT) trains. We are also searching for 4 stationary cameras to install on the top of the terminal. Each camera needs to be a wide angle in order to capture no less than ¼ of the layout each. One last monitor will be located in Hobby Town's Train Department. A wireless signal will broadcast the action on the Layout to the monitor in the department allowing customers to view all of the trains and scenery on the layout.

For most of the store hours the trains do not run. That leaves blank screens. Our plan is to work with Bill and Mike M. and produce Hobby Town in store DVD video advertisements to run on the screens when the trains are not running. The DVD player will be put in the loop mode to allow the advertisements to be run continuously.

The Hunt at York- April 2010 by Les

The trip marking the completion of 23 years of running the All Aboard Bus to the TCA Meet at the York Fairgrounds was April 23rd. We were ready for the "Big Hunt". At 6:45 AM we arrived at Alexander's restaurant for a hearty (but cheap) breakfast. It was like the night before Christmas, with everyone talking at the tables about what they wanted to bring home with them from the meet. After eating it was back on the bus, a quick head count and it was on to the fairgrounds 3 blocks away. A taxi cab was called to take our bus drivers to the motel for their rest. Kate Smith opened the meet with her singing " God Bless America" and the hunt was on !!!!!

Each bus would be opened every hour for the storing of our treasures. The rules are no trains will be taken off the bus once they are put on. It is fine to get water or other items essential for the passengers. I like to observe what is brought back to the bus. The first guy back was Jim, a 70 year old who has been going with us since the our maiden voyage in 1987. He came back with a 2340 Postwar GG1 in great shape. "How much of your kid's inheritance did you spend Jim?" He said \$480. "Not bad" I said. Well they were a lot more a few years ago, about \$700. I continued to observe what was being purchased . My brother-in-law came back with a set of MTH Heavyweight MoPac passenger cars 6 in the set for \$350. I broke his chops because all he was after was Charles Woods restoration paint for some postwar trains. Just about noon time a passenger on the other bus came back with a 2356 Southern AA and a 736 Berkshire engine with a 12 wheel 2671W tender. He got both at a single table for \$750. The dealer was looking for \$900. I just walked the halls and came up with a 138 water tower with a black roof. I got it for \$45.

My observation of the trip is this: I saw people walking with hands in their pockets, others with small plastic bags with little items or just empty canvas bags. All things being said my opinion is the economy is not in good shape, people don't have the extra funds to buy trains, but just like to get away from it all for the day. I did not see as many women as I normally would see. They may have been home selling off their husband's collections. I sure hope not, but you never know.....



Upcoming Shows

Aug 7-Norcross
Railroadiana

Nov 20, 21-GTE-Norcross


Nov 27- TCA-Cobb County
Civic Center



Spring Layout Tour 2010

The layout tour consisted of 4 member layouts this year. This was a great opportunity for new members to experience the sights and sounds of member layouts while being able to ask questions about the construction and maintenance of a home layout. Example photos on this page are just a portion of these great layouts.

Photos by Wyatt W.



Minutes of the Meeting

5/20/2010 at 7pm at Hobbytown
 Guests- Steve P.
 # members attending- 25
 Treasurers report from Curt

HobbyTown update- see page 2
 Still have about a year and a half of work to finish all the scenery and details.

Next step- Video. Monitors have been donated by Wyatt and Ted and Dave are repairing them. We will also need cameras. Les said he will ask his son In NYC since they are replacing the cameras in Times Square and he may have access to the used ones.

May 22nd-TCA- will need helpers to set up at 7:15am. The show is from 9-1:30. There are no fast food facilities at this show.















NAOGRRC Picnic on Sept 11- the site at Lake Alatoona will accomodate 200 people inside. The area is right on the lake. We will have jumpy toys, pot luck dishes, and a place to cook out. We need a committee to plan.

Health report on members- Cookie, Al, Bob J and John L doing fine.

Piedmont Pilgrimage in October/
 November- several member layouts and the HobbyTown layout will be on the tour. Bill D. is in contact with the directors about adding the Children's layout. We would like to display it outside at HobbyTown while the Pilgrimage Tour is going on inside.

Parts order due after Father's Day to Les

Next meeting June 17th at HobbyTown

JUNE 2010						
Sunday	Monday	Tuesday	Wednesday	Thursday	Friday	Saturday
30	31 Memorial Day 	1 - 6-9 PM Work @ at Hobby Town 	2	3 - 6-9 PM Work @ at Hobby Town 	4	5 10AM-2 PM Work @ at Hobby Town 
6	7	8 - 6-9 PM Work @ at Hobby Town 	9	10 - 6-9 PM Work @ at Hobby Town 	11	12 10AM-2 PM Work @ at Hobby Town 
13	14 Flag Day 	15 - 6-9 PM Work @ at Hobby Town 	16	17 NAOGRRC Meeting  @ Hobby Town	18	19 NO Work @ at Hobby Town 
20 Fathers Day! 	21	22 - 6-9 PM Work @ at Hobby Town 	23	24 - 6-9 PM Work @ at Hobby Town 	25	26 10AM-2 PM Work @ at Hobby Town 
27	28	29 - 6-9 PM Work @ at Hobby Town 	30	Jul 1 6-9 PM Work @ at Hobby Town 	July 2	July 3 

Plan to Attend

Fall Picnic- Sept 11th at Navy Lakeside at Lake Alatoona.

